

OLPH ParentsWeb Login Instructions

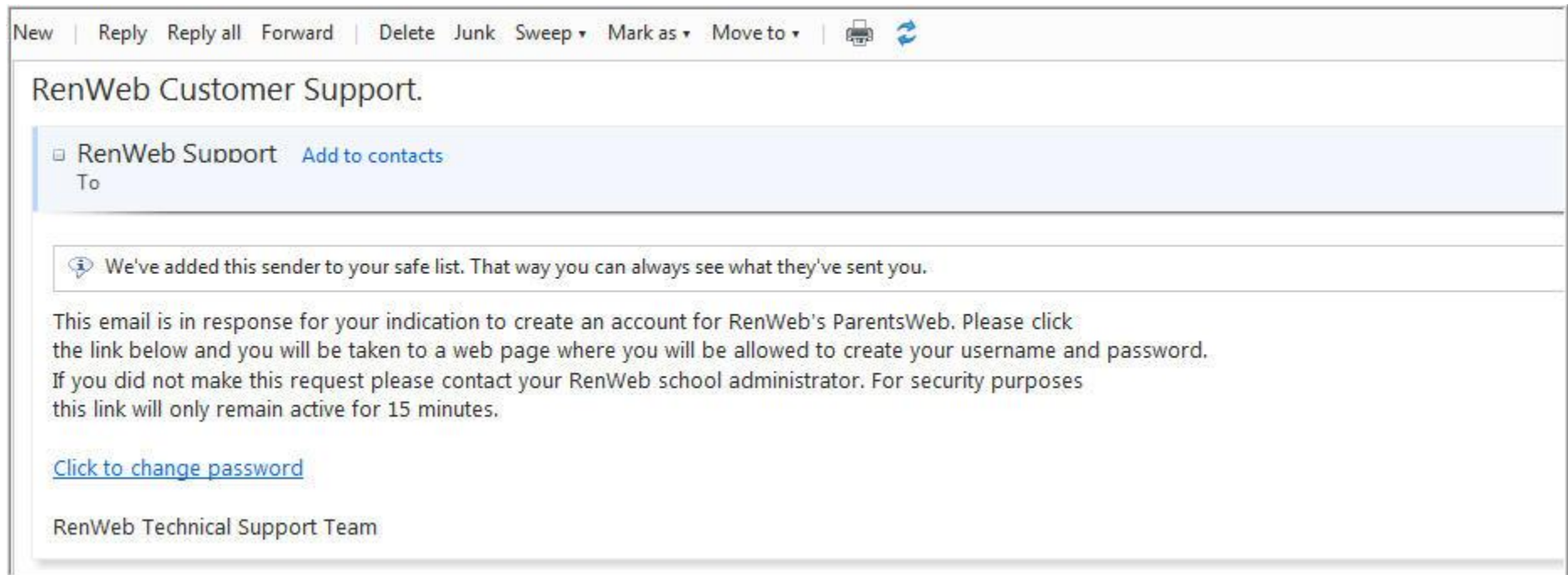
ParentsWeb

RenWeb School Management Software gives you, the busy parent, an opportunity to get more involved in your child's academic progress and future success – all via the Internet!

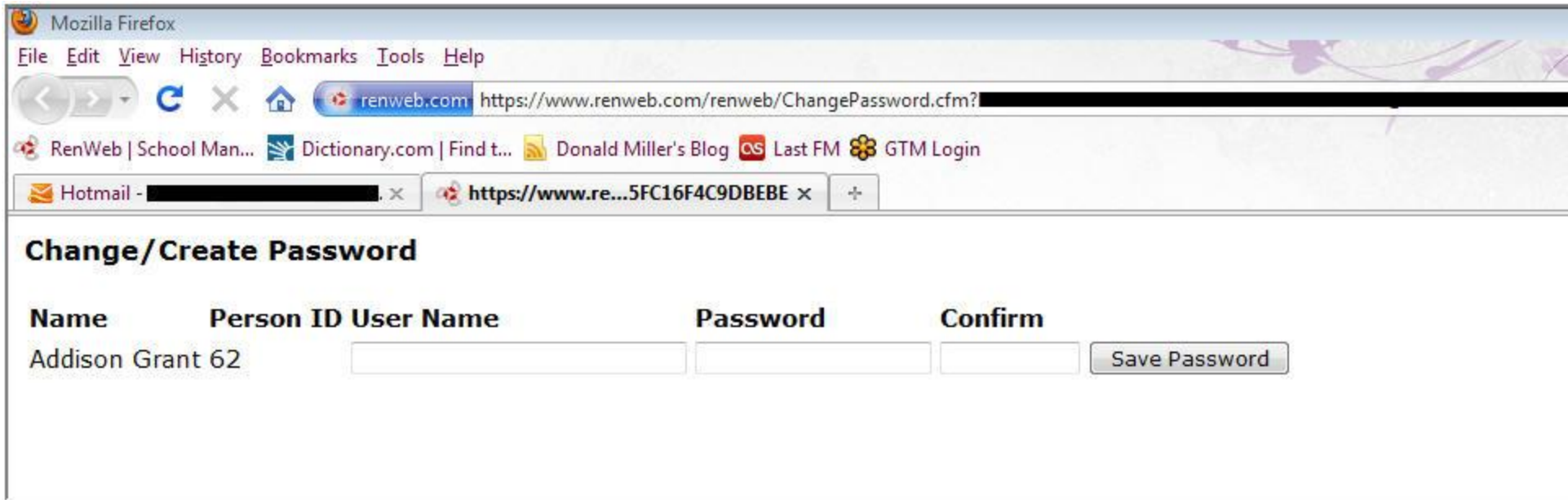
RenWeb's ParentsWeb is a private and secure parents' portal that will allow parents to view academic information specific to their children, while protecting their children's information from others. You can see your child's grades, attendance, homework and conduct, as well as other useful school information. You can also communicate with teachers and other school staff online whenever necessary. All you need is an Internet-capable computer.

Here's how to access our easy-to-use RenWeb ParentsWeb:

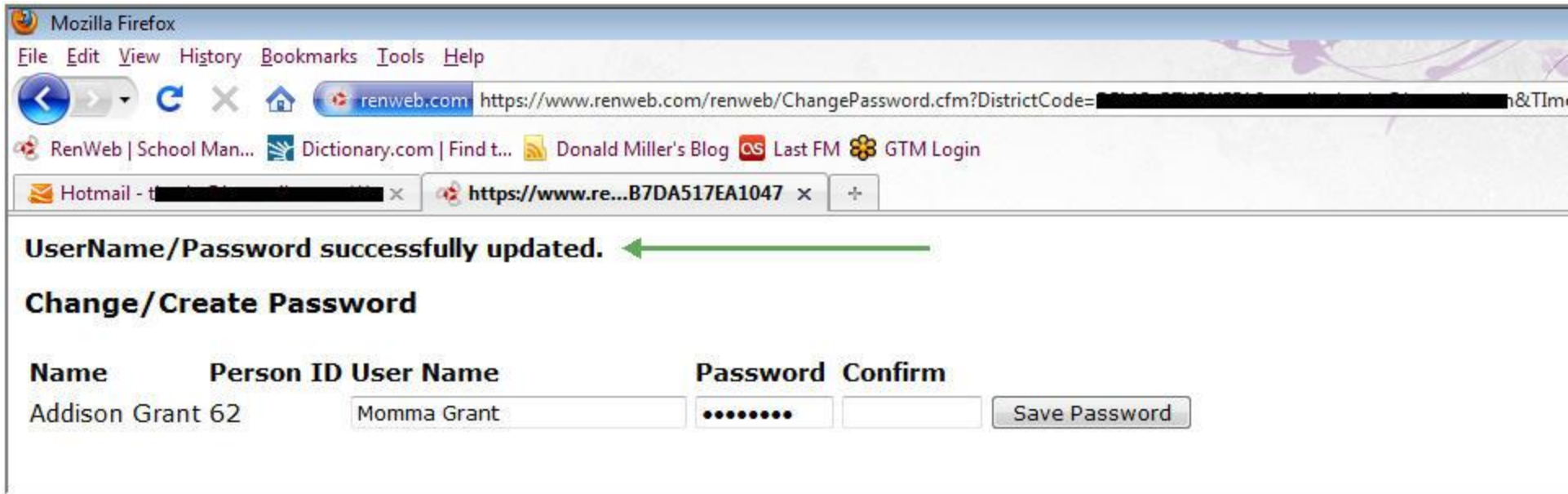
- First, you need to make sure that the school has your email address in RenWeb.
- Next, go to <http://school.olphrm.com> click Login to ParentsWeb (bottom of page)
- Type your school's **District Code, OL-NC**
- Be sure that the "Parent" button is selected
- Click **Create New ParentsWeb Account** (link at bottom of pop-up window)
- Type your email address and an email is sent to you.



- Click the **Click to change password link**.
This link is only valid for 15 minutes.
- A web browser displays your **Name** and **RenWeb ID**.



- Type a **User Name**, **Password** and **Confirm** the password.
- Click **Save Password**.
- A message displays at the top of the browser, "User Name/Password successfully updated."



- You can now log into ParentsWeb using your new User Name and Password.

We look forward to your participation. Together we can continue to improve our children's academic development as well as communication between our school and your home.

